

© C.A. Zittel / The Drawn Thread / 1998 / All Rights Reserved

SNOWMAN KEEPER

52 Stitches Wide X 52 Stitches Long

	DMC White	White	Cross Stitch - 1 ply
	DMC 844	Dark Gray	Cross Stitch - 1 ply
	Needle Necessities	Razzle Dazzle Red	Cross Stitch - 1 ply
	DMC White	White	Eyelet over 4 - 1 ply
	DMC White	White	Eyelet over 6 - 1 ply
	Mill Hill Petite Bead	Black	Over white cross stitch
	Mill Hill Bugle Bead	Orange	Over white cross stitches
	Needle Necessities	Razzle Dazzle Red	Straight Stitch - 1 ply
	DMC 3787	Dark Brown	Back stitch - 1 ply



www.drawnthread.com

drawnthread@mac.com

FINISHING:

Step 1:

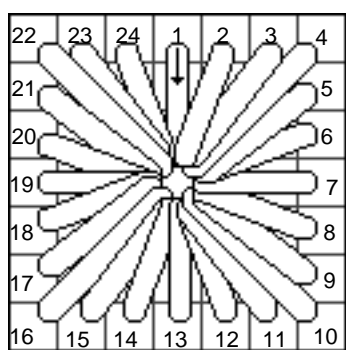
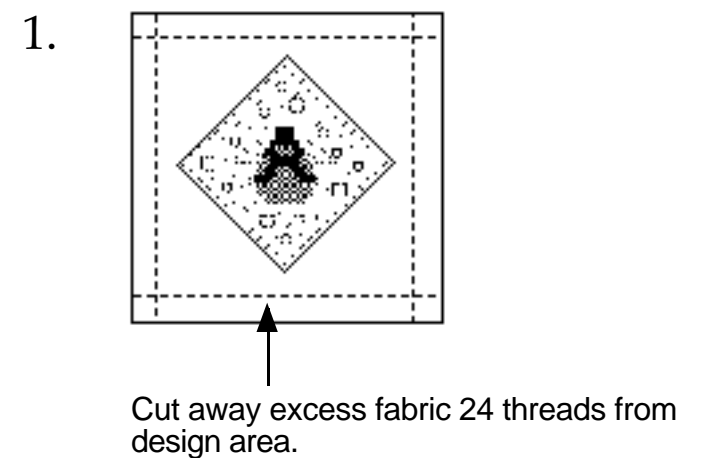
Count out 24 threads from each of the four points of the design area. Score and cut away excess fabric.

Step 2:

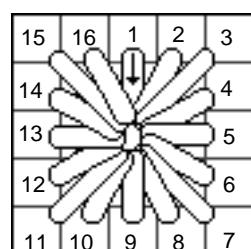
Fold the keep in half horizontally (right sides together) and stitch across each side 10 threads in from the cut edge. Turn keep right side out. Fold under 10 threads along unfinished edge (toward inside).

Step 3:

Make twisted cord from Razzle Dazzle Red (or use purchased ribbon). Fold in half and knot at ends. Insert knotted end into opening of keep and begin to whip stitch opening together. Leave a small area unstitched at the bottom of the keep. Fill keep with rice. After filling, finish whip stitching the opening together.



Eyelet over 6



Eyelet over 1

