

T R E E K E E P E R



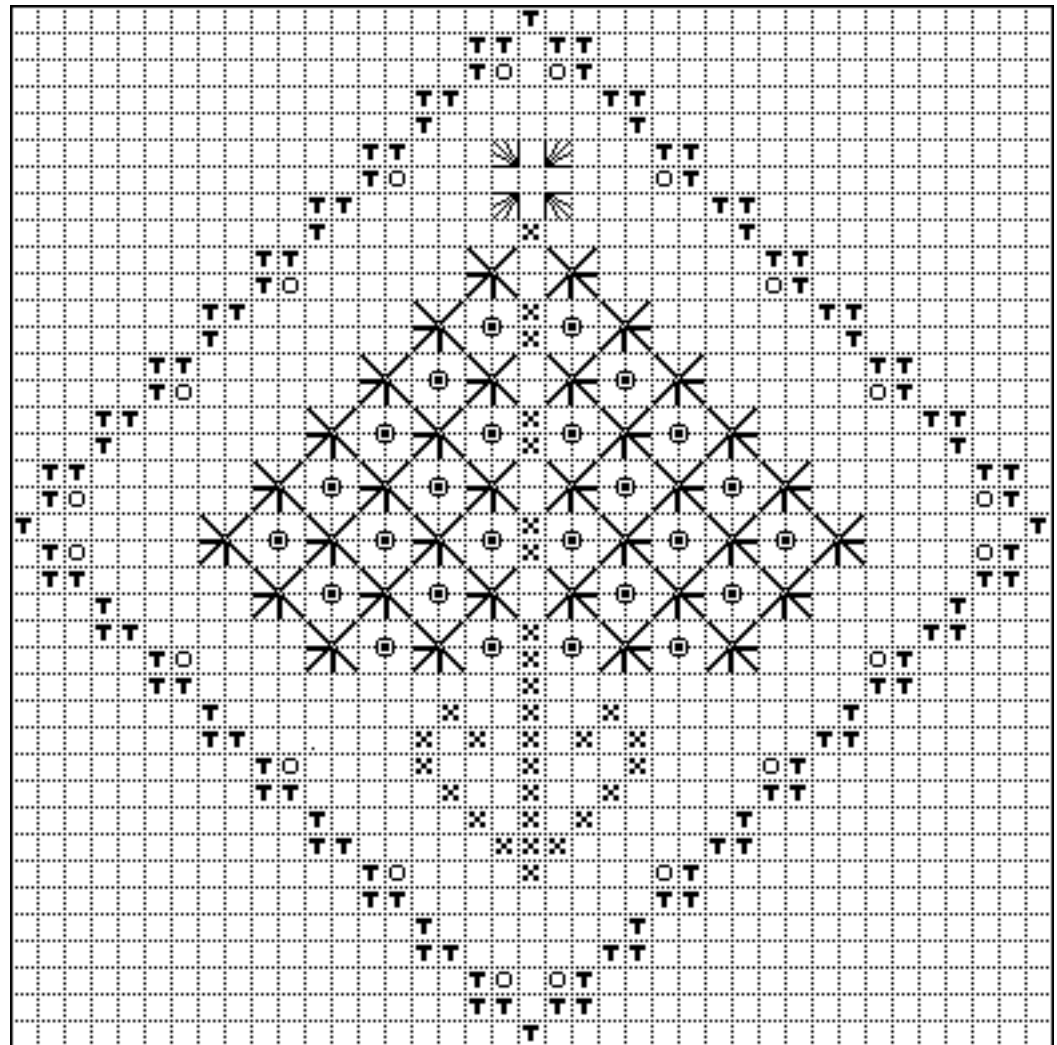
THE
DRAWN
THREAD

7353 Grant Ranch Boulevard
Suite 1011
Littleton, Colorado 80123

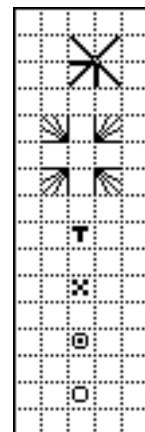
SUPPLIES:

Natural Brown (Undyed) Linen
Weeks Dye Works Overdyed Floss in:
1339 - Bordeaux
1276 - Blue Spruce
1271 - Bark
Kreinik Blending Filament in:
002 - Gold
Mill Hill Petite Beads in:
42012 - Burgundy
40557 - Gold

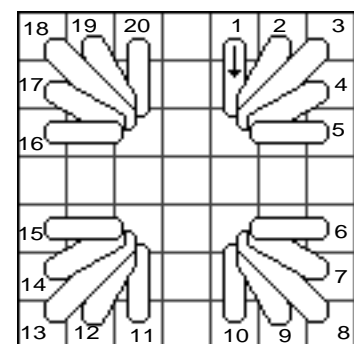
Directions: Work all cross stitches according to chart and color/stitch key. Then work leaf stitches and Double Cross Eyelet according to stitch diagram. Sew on beads using thread to match fabric or bead.



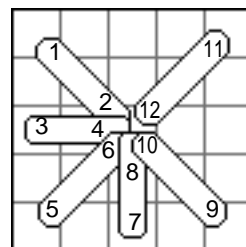
Finishing: Count out 18 threads from each point of design area. Score and then cut away excess fabric. Fold the keep in half horizontally (right sides together) and stitch across each side 8 threads in from the edge. Turn keep right side out. Fold under eight threads along unfinished edge (toward inside). Make twisted cord from silk (or use purchased ribbon). Fold in half and knot at ends. Insert knotted end into opening of keep and begin to whip stitch opening together. Leave a small area unstitched at the bottom of the keep. Fill keep with emery grains or....use rice. After filling, finish whip stitching the opening together. Loop cord through scissors.



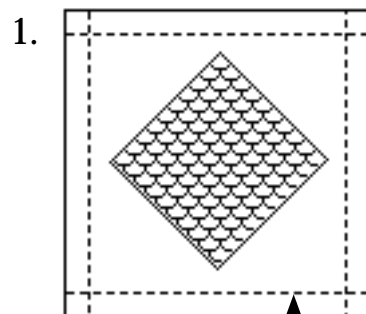
Blue Spruce - 1 strand - Leaf Stitch
Gold Blending Filament - 2 strands
Double Cross Eyelet
Bordeaux - 1 strand - Cross Stitch
Bark - 1 strand - Cross Stitch
Petite Bead 40557 - Gold
Petite Bead 42012 - Burgundy



Double Cross Eyelet

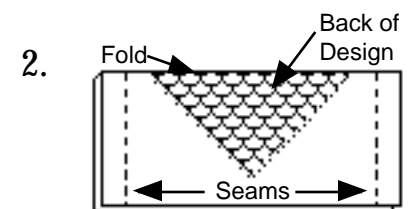


Leaf Stitch



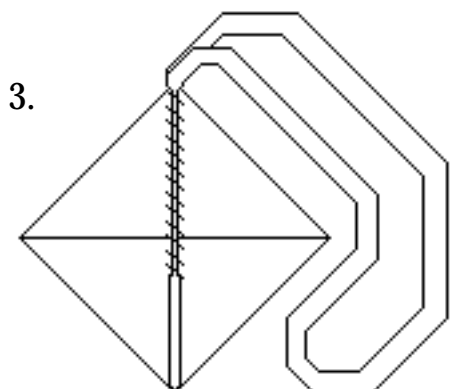
1.

Cut away excess fabric 16 threads from design area.



2.

3.



Weeks Dye Works Overdyed Floss from:
Weeks Dye Works, 404 Raleigh St. Fuquay-Varina, NC 27526
919-557-7186, www.weeksdyeworks.com
Mill Hill Beads from:
Gay Bowles Sales, P.O. Box 1060, Janesville, WI 53547
800-356-9438, www.millhill.com